

IMPORTANT INFORMATION FROM YOUR DRINKING WATER PROVIDER

Poseyville Water Department

INITIAL INVENTORY OF ALL DRINKING WATER SERVICE LINES IN SYSTEM

Dear Water Customer,

10/01/2025

In response to recent national awareness of lead in drinking water risks as well as changes to Environmental Protection Agency (EPA) regulations, your drinking water provider has been conducting an inventory of all service lines in your community. Water service lines connect your building to the water distribution system. They are typically buried in the front yard and run between a building to the water main in the street.

This notice contains important information about your drinking water. **Please share this information with anyone who drinks and/or cooks using water at this property.** This includes people in apartments, nursing homes, schools, businesses, as well as parents served by childcare at this property.

Your drinking water provider has determined that a portion or the entire water service line that connects your home, building or other structure to the water main is **Lead Status Unknown**.

- **Lead:** People living in homes with a lead service line may have an increased risk of exposure to lead from their drinking water. Please call us for information on our lead service line replacement program, including any programs available that may provide financing solutions to assist property owners to replace the customer-owned portion of a lead service line. If you are planning on replacing the portion of the service line that you own, please contact us at the phone number below.
- **Galvanized Requiring Replacement (GRR):** Galvanized steel service lines that have accumulated lead can contribute to lead in drinking water. This could happen if a galvanized pipe is or ever was connected to lead pipe. People using water from a galvanized service line that has adsorbed lead may have an increased risk of exposure to lead from their drinking water. Please call us for information on our lead service line replacement program, including any programs available that may provide financing solutions to assist property owners to replace the customer-owned portion of a lead service line. If you are planning on replacing the portion of the service line that you own, please contact us at the phone number below.
- **Unknown:** Because your service line material is unknown, there is the potential that some or all of the service line could be made of lead or galvanized steel pipe that was previously connected to lead. People living in homes with a lead or galvanized pipe previously connected to a lead service line have an increased risk of exposure to lead from their drinking water. To help determine the material of your service line, please contact us at the phone number below.

Understand the Risks Associated with Lead Plumbing, Paint and Other Sources

Exposure to lead in drinking water can cause serious health effects in all age groups. Infants and children can have decreases in IQ and attention span. Lead exposure can lead to new learning and behavior problems or worsen existing learning and behavior problems. The children of women who are exposed to lead before or during pregnancy can have increased risk of these negative health effects. Adults can have increased risks of heart disease, high blood pressure, and kidney, or nervous system problems.

Contact us at: Phone: 812-874-2211

Email: Jeremy.farrar@poseyville.us








How to Identify Lead Pipe

If your service line is 'Unknown', you may be able to help! If you can access the pipe where it first enters your building, test it with a magnet. If the magnet sticks, you probably have a galvanized steel line. Magnets do not stick to lead. Use a key or tool to scratch away grime or paint if needed to look at the underlying material. You may see that your pipe is copper or plastic. If it is gray metal, and a magnet doesn't stick, the pipe could be made of lead. In all cases, please contact us to let us know what you find so that we can update our inventory. EPA has developed an online step-by-step guide to help people identify lead pipes in their homes called *Protect Your Tap: A Quick Check for Lead*. It is available at: <https://www.epa.gov/ground-water-and-drinking-water/protect-your-tap-quick-check-lead>.



Things You Can Do To Reduce the Risk of Lead Exposure

First determine if you have interior lead paint, plumbing or solder. You can check yourself with an over-the-counter lead swab, hire a licensed plumber, or check with your landlord. If you believe you have lead plumbing, consider following one of EPA's recommendations from the list below.

-  **Replace plumbing materials containing lead and safely remove lead paint.** We are required to replace our portion of a lead service line when you replace yours. Contact us to let us know you plan to replace your line and to discuss financing options. Also consider replacing brass faucets, fittings, and valves in your building plumbing that contain lead. If you believe you have lead paint, hire a professional to safely remove it.
-  **Remove and clean aerators/screens on plumbing fixtures.** Over time, lead sediment can collect in aerator screens. Remove and clean aerators screens at least twice a year by soaking the screen in vinegar and scrubbing it with a toothbrush.
-  **Run the cold water to flush out lead.** The longer the water sits on leaded plumbing, the more lead it may contain. Let the water run from the tap before using it for drinking or cooking any time the water in the faucet has gone unused for more than six hours. For more detailed instructions on flushing, please refer to EPA guidance at <http://www.epa.gov/lead>
-  **Test your water for lead.** Commercial labs provide water testing kits for lead. Like lead swabs, water testing may help you identify sources of lead in your building plumbing.
-  **Use cold, flushed water for cooking and preparing baby formula.** Lead can dissolve into hot water more easily than cold water. Boiling the water will not remove lead.
-  **Get your child tested.** If you believe your child has been exposed to lead, contact your local health department or healthcare provider to find out how you can order a blood test.
-  **Purchase a water filter.** Some water filters are designed to remove lead from your tap water. Read the package to be sure the filter is approved to reduce lead.

For more information on reducing lead exposure from your drinking water and the health effects of lead, visit EPA's website at <http://www.epa.gov/lead>.

Thank you for taking the next step toward a healthy lead-safe building!

Sincerely,

Town of Poseyville Water Department

Contact us at: Phone: 812-874-2211

Email: Jeremy.farrar@poseyville.us

PLEASE RESPOND VERY IMPORTANT!
LEAD AND COPPER SURVEY!

ACCOUNT NUMBER: _____

SERVICE ADDRESS: _____

****PLEASE ATTEMPT TO
IDENTIFY YOUR INCOMING
WATER SUPPLY LINE. ****

COPPER LINE _____



The city is responsible to complete a full overview of the Water Service Lines from the main to the customers house by December 2025.

LEAD LINE _____



This means without your participation we will be required to go door to door to ask if you know what your line is coming into your house. If that cant be done then we will be required to dig on your side of the meter and our side of the meter to determine what kind of material your service line is made of.

GALVANIZED LINE _____



This is a Rule and Regulation enforced by the EPA with every Public Water System (PWS) to comply with the Lead and Copper Rule that has been implemented.

PLASTIC/PVC LINE _____



PLEASE DROP OFF AT TOWN HALL, IN DROP-BOX, DRIVE-UP OR MAIL TO P.O. BOX 194 POSEYVILLE, IN 47633